

Describing a sample Distribution

Words that may help: Symmetrical, Skewed right, Skewed Left, Bi-modal, Outlier, Groups, Even

“In the sample distribution...”

“I notice that...”

“From the dot-plot I notice...”

CONTEXTS: 1. School attendance-percentage half days

2. Skips in 30 secs - Yr5-8 (C@S)

3. Weight Great Spotted Kiwi-kg (Kiwi Kapers)

4. Hours worked weekly (SURF)





5. Household debt (SURF)

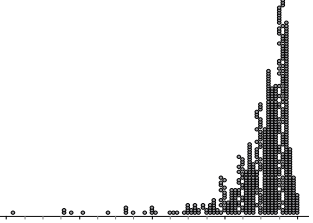
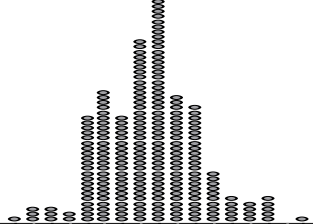
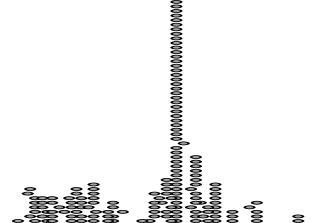
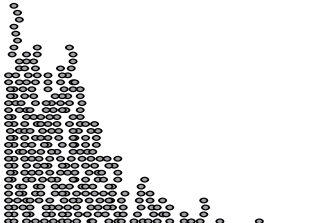
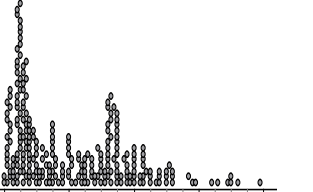
6. Hair length-cm (C@S)

7. Right foot length-cm (C@S)

8. Reaction time-secs(C@S)

9. Birth Month (C@S)

| Plot | Description | Context | Reasons |
|---|-------------|---------|---------|
|  | | | |
|  | | | |
|  | | | |
|  | | | |

| Plot | Description | Context | Reasons |
|---|-------------|---------|---------|
|  | | | |
|  | | | |
|  | | | |
|  | | | |
|  | | | |